

Model EM1200
Single Phase Multifunction Meter



EM1200 Electricity Meter

The power to succeed

Improved functionality and flexibility

The highly advanced EM1200 Series of Multifunction Single Phase meters offer a vast array of features previously not available in the one meter. Traditional features such as ripple control and 2 element metering have been maintained, however, new features including Net Metering for "Green Energy" tariffs and Voltage sag / swell monitoring, plus the addition of RS232 and pulsing outputs fitted to every meter makes the EM1200 an exciting new addition to any meter fleet.

Selectable communications options

The EM1200 series can be purchased with either a 9 pin D RS232 connector or with 2 RJ45 connectors for RS485 communications. On the RS485 variant the existing Mini-gateway and slave multi-drop communications system is no longer required as each meter is internally RS485 capable.

The optical port is capable of operating at 38,400 baud and provides fast and accurate data delivery – a typical quarterly meter read, including interval data, can be completed in less than 5 seconds.

Improved load control

The true advantage of the EM1200 series is its ability to control electric heating and other loads. Every meter in the EM1200 series is equipped with a ripple control receiver and integral time switch.

Load control relays rated to either 40 Amps or 63 Amps are available. The EM1200 series is also available with an optional disconnect / reconnect relay..

Compact and easy to use

The new low profile case and colour graphics makes the EM1200 more attractive than its predecessors. Installation remains fast and easy through the continued use of our large, heavy duty terminals. The translucent terminal cover assists in the detection of tampering.

Make yourself known


In the developing environment of full retail contestability, energy companies need every opportunity to put their name in front of their customers. The new colour graphics available on the EM1200 series prominently displays your company logo in full colour on the face of the meter.

Retransmission Pulses

The EM1200 offers retransmission pulses in the form of open collector opto couplers with a maximum rating of 32VDC and 5mA. These outputs can interface with building management systems and other recording devices. The pulse duration is scalable from 20 – 1000 milliseconds and can be scaled through the use of a divider.

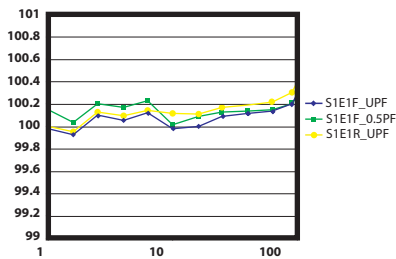
Quality Manufacturing Processes

Quality is maintained and monitored throughout our manufacturing process. Each plant has a quality system certified to ISO9001, while Just In Time / Continuous Cycle Time Improvement cultures ensure efficiency and reliability of supply.

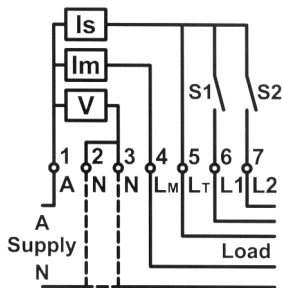


EM1200 Specifications*

EM1200 Series Typical Accuracy Curve
Rev1 - Sample1



Sample Configuration



Configuration

1 Phase, 2 Wire

Voltage

192V to 276V

Current

Each element :
In = 10 Amps
Imax = 100 Amps

Frequency

49 to 51Hz

Ambient Temperature

-20°C to +70°C

Storage Temperature

-30°C to +85°C

Humidity

0 to 95%

Rated Accuracy

Class 1.0 AS1284.5 (2000)

Impulse Voltage

10kV withstand

Battery Life

Typically 5 years continuous operation at 25°C

Interval Data Storage

1 Channel, 30 mins, 597 days.

Maximum 12 Channels

Communications, Optical

ANSI standard optical interface

1200 – 38,400 baud

MV90 compatible

Enclosure Rating

IP53 to AS1939

Typical Mass

1.3kg

Standards

AS1284.5 (2000)

ISO9001

NSC Approval 14/2/16

Model EM1200

For affordable, high functionality
Single Phase metering

Product features:

2 Elements, 4 Time of Use Rates for
Energy and Demand per element

Integral Time Switch and
Ripple Control

Up to 12 Channels of Interval Data
Recording

Exceptionally fast data download
speed (90 days of 30 minute data in
under 5 seconds)


Net Metering for "Green Power"
Tariffs

Sag / Swell Voltage monitoring

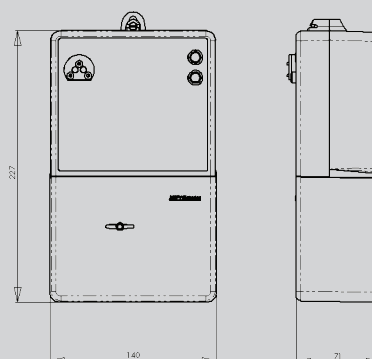
RS232 communications & 2
Programmable Pulsing Outputs
fitted on all meters

Options:
RS485 communications

Programmable Pulsing Inputs
for Gas and Water



Mounting Template



Contacts:

Melbourne +61 3 8368 1600
Sydney +61 2 9690 7409
Brisbane +61 7 3265 4344
Perth +61 8 9244 3523

Customer Service Toll Free
Australia 1300 252 634

New Zealand
Auckland +64 9 579 1155

www.landisgyr.com